

# ARE YOU READY?

Hurricane Season | June 1 – November 30



## 2019 OFFICIAL HURRICANE READINESS GUIDE

Su Guía de Preparación contra Huracanes

Gid Preparasyon pou Siklòn

PROUDLY SPONSORED BY





DCFCU  
Signature Loan  
RATES AS LOW AS  
**6.99%**  
APR\*

# Prepare and Secure Your Home

Are you ready for Hurricane Season?  
Apply for a personal loan to get the funds  
you need to properly prepare and secure your home.

Use your loan for:



**Storm Shutters**



**Power Generators**



**Impact Resistant Windows**



**Emergency Funds**

**[dcfcu.org/safe](http://dcfcu.org/safe) • 305-471-5080**

\*APR=Annual Percentage Rate. The rate you qualify to receive may vary depending on individual credit history and underwriting factors. All Credit Union loan programs, rates, terms, and conditions are subject to change at any time without notice. Maximum unsecured debt with DCFCU may not exceed \$20,000. To qualify for the lowest rate, DCFCU direct deposit of paycheck, auto-debit of loan payment and DCFCU share draft checking account required. Members with an existing DCFCU unsecured debt will need to qualify for an additional disbursement of at least \$2,500 to the current outstanding balance. This loan promotion may be canceled at any time without notice. Membership Required.



# CONTENTS

---

<b>BE PREPARED</b> .....	2
<b>WATCHES AND WARNINGS</b> .....	3
<b>BEFORE A STORM</b>	
Planning for an Emergency .....	4
Emergency & Evacuation Assistance Program (EEAP).....	5
Evacuations.....	6
Pet Safety .....	8
Storm Prep .....	11
Transportation .....	14
Storm Surge Planning Zones .....	17
<b>DURING A STORM</b>	
Staying Safe.....	20
<b>AFTER A STORM</b>	
Post-Storm Safety .....	22
What to Watch For.....	24
<b>PHONE NUMBERS, WEBSITES AND SOCIAL MEDIA</b> .....	27
<b>DISASTER KIT CHECKLIST</b> .....	28
<b>INFORMACIÓN EN ESPAÑOL</b> .....	30
<b>ENFÒMASYON EN KREYÒL</b> .....	31
<b>MAYOR AND BOARD OF COUNTY COMMISSIONERS</b> .....	32

## What's New in the 2019 Hurricane Readiness Guide

Readers will notice key information throughout the guide highlighted in red, as well as hurricane readiness tips in the Staying Safe section starting on page 20 that emphasize important ways to protect yourself and your family. To learn more, visit [miamidade.gov/hurricane](http://miamidade.gov/hurricane).

# BE PREPARED

---

Dear Fellow Residents,

We were very fortunate that 2018 was a relatively quiet hurricane season for Miami-Dade County, considering we endured Hurricane Irma the previous year. As you may recall, a powerful Category 4 Irma was forecast to strike Miami-Dade, only to veer away from our community. While we were mostly spared, planning and recovery efforts were immense with 660,000 residents ordered to evacuate before the storm, while more than four million cubic yards of debris were collected afterward.

With hurricane season starting June 1, it is extremely important to keep these experiences fresh in mind, and understand that living in South Florida brings benefits along with the chance of severe weather. This 2019 Official Hurricane Readiness Guide offers tips on how to be prepared long before and immediately preceding a storm, as well as how to manage during and after a storm.


Signing up for emergency evacuation assistance, trimming trees, making a plan for your pets and preparing your emergency kit should be completed by the time hurricane season begins. Use the Disaster Kit Checklist in this guide to gather your important papers and emergency supplies – and find out how to avoid last-minute grocery store trips, as well as use tap water so you don't have to battle the crowds in the rush for bottled water.

Be sure to look for your Storm Surge Evacuation Planning Zone to anticipate possible evacuations. Remember to jot down key contact information of family, friends, neighbors and work colleagues.

Most importantly, stay informed. While this guide offers important general tips, information on [miamidade.gov](http://miamidade.gov), the 311 Contact Center and Miami-Dade County's social media channels will keep our residents and visitors in touch with all the latest, accurate information before, during and after a storm.


Preparation and awareness are key. While we all hope for another uneventful season, we cannot let our guard down and must ensure our community remains safe in case a storm comes our way.

Sincerely,



  
**Carlos A. Gimenez**  
Mayor



  
**Audrey M. Edmonson**  
Chairwoman

# WATCHES AND WARNINGS

---



## ■ TROPICAL STORM WATCH

Tropical storm conditions are possible, usually within 48 hours.

## ■ TROPICAL STORM WARNING

■ Tropical storm conditions are expected, usually within 36 hours.

## ■ HURRICANE WATCH

Hurricane conditions are possible, usually within 48 hours.

## ■ HURRICANE WARNING

■ Hurricane conditions are expected, usually within 36 hours.

## TROPICAL STORM

Sustained winds of 39 to 73 mph

## HURRICANE

Sustained winds of 74 mph or higher

## SAFFIR-SIMPSON HURRICANE WIND SCALE

Category 1: 74 to 95 mph

Category 2: 96 to 110 mph

Category 3: 111 to 129 mph

Category 4: 130 to 156 mph

Category 5: 157 mph or higher

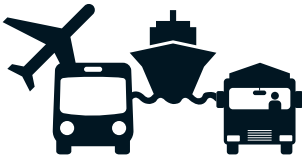
# PLANNING FOR AN EMERGENCY



Disaster kits and emergency supplies should be fully stocked by June 1, the start of hurricane season. Once a hurricane warning is declared, most of your preparations should be directed toward your home.



Remember to discuss your family emergency plan ahead of time. Your family may not be together when disaster strikes, so it is important to know how you will contact one another, how you will get back together and what to do in case of an emergency.



Depending on conditions, bus, rail, garbage collection and recycling service, as well as airport and seaport operations, could be affected.



To request the 2019 Official Hurricane Readiness Guide in an alternate format, call the Miami-Dade County Office of Emergency Management at 305-468-5400.

# EMERGENCY & EVACUATION ASSISTANCE PROGRAM (EEAP)



Residents who require evacuation assistance should register for the Emergency & Evacuation Assistance Program (EEAP) before hurricane season to ensure help will be given following an evacuation order. Assistance may also be provided after an emergency.

This program is for individuals with functional and access needs who live alone or with families who:

- cannot evacuate on their own due to medical or specialized transportation needs
- are homebound or bedridden, unable to walk and do not have transportation options
- are on life-sustaining medical equipment that requires electricity
- require assistance with daily living activities



Specialized transportation, safe shelter, medical monitoring and wellness checks are among the services provided for eligible residents. A caregiver or companion should accompany the evacuee throughout the emergency period to ensure the evacuee's needs are met in a timely manner.

Pre-registered residents in the EEAP will receive priority. Visit the Evacuation Assistance webpage found at [miamidade.gov/hurricane](https://miamidade.gov/hurricane) or call 311 to receive an application and learn more about the program.

*Residents in nursing homes, assisted living facilities or group homes must follow their own facilities' emergency plans. Facilities implement their mutual aid agreements should they need to evacuate.*



# EVACUATIONS

The Miami-Dade County Mayor can issue an order directing the evacuation of specific areas of the county deemed to be in danger, based on a hurricane's track and projected storm surge.



All mobile home residents should evacuate when any evacuation order is issued, regardless of their Storm Surge Planning Zone.

Residents are encouraged to stay with family or friends who live inland in a non-evacuation area.



Evacuation centers should only be considered as a shelter of last resort. Once an evacuation order is given, a list of open evacuation centers will be announced, along with emergency bus pick up sites that will provide transportation to and from the centers. Details will be posted on [miamidade.gov](http://miamidade.gov) and available by calling 311.



If a designated pickup site is not located near you, use Miami-Dade Transit to get to a pickup location. Advise the bus operator of your intention to go to an emergency evacuation pickup site.

Not every evacuation center location will open for every emergency. Decisions are based on the National Hurricane Center's forecast in order to determine when and where landfall will occur.

Each evacuee is allotted 20 square feet of space at an evacuation center, so bring only essential items. All evacuation centers meet Americans with Disabilities Act (ADA) requirements for sheltering. Service animals are permitted.



## WHAT YOU SHOULD BRING TO AN EVACUATION CENTER



- Bedding



- Infant and child care items such as formula, diapers, toys, etc.



- Cash



- Personal hygiene items



- Comfort materials such as books, magazines, etc.



- Prescription and over-the-counter medications



- Drinking water



- Snacks



- Extra clothing



- Special items for elderly or disabled family members



It is strongly recommended to bring portable electronic devices — such as phones, tablets and battery packs — fully charged as there are limited outlets at evacuation centers.



For more tips on what to do in case you need to evacuate your home, read the Disaster Kit Checklist on pages 28 and 29.



# PET SAFETY

## EVACUATING WITH YOUR PETS

In case of a hurricane, take your pets with you.



Pet-Friendly Evacuation Centers (PFEC) are available for residents living in high-risk, flood-prone areas, including barrier islands, coastal communities, mobile homes, or anyone living in the Storm Surge Planning Zone and has been ordered to evacuate. A family member must stay with the pet at the PFEC and the pet must be contained in a crate or pet carrier.



The PFEC locations will be announced as they are opened prior to the storm's arrival. Visit [miamidade.gov](http://miamidade.gov), call 311 or monitor your local news to keep up with the latest information.

All animals will be assessed to determine if the animal presents a safety risk. Vaccinations and medical treatment are not provided in emergency evacuation shelters.



Animals accepted at pet-friendly evacuation centers include: dogs, cats, ferrets, gerbils, guinea pigs, hamsters, mice, common household birds and certain breeds of rabbits under 10 pounds.

## WHAT YOU SHOULD BRING TO A PET-FRIENDLY EVACUATION CENTER



- Proof of residency within an evacuation zone



- ID tags placed on appropriate collars



- Current medical and vaccination records for each pet. Annual rabies vaccinations (for cats and dogs) and a visible Miami-Dade County dog license are required



- A three-day supply of food and supplies for the pets, as well as a suitable carrier or crate; collar, leash or muzzle; and bedding material and toys



### GENERAL PET SAFETY TIPS



Place ID tags on appropriate collars and ensure your pets are micro-chipped with your latest information.



Prepare to care for and maintain control over your pets at all times.



It's best to account for 1 1/2 gallons of water, as well as sufficient food and medicine for each animal for at least three days. Don't forget serving bowls

# WE ARE PREPARED. ARE YOU?

## DON'T LET EMPTY SHELVES AT THE GROCERY STORE STRESS YOU OUT.

The Miami-Dade Water and Sewer Department works 24/7 to ensure that all Miami-Dade residents have safe, uninterrupted water service delivered to your home before, during and after a storm. Invest in water storage containers that you can permanently keep in your hurricane supplies so you never need to worry about water again, giving you the opportunity to focus on keeping your family and property safe.



**STORE ENOUGH WATER  
TO HAVE 1 GALLON  
OF WATER A DAY PER  
PERSON FOR 3 DAYS.**

**Store 1.5 gallons of  
water per pet for a  
3-day period.**

QUALITY. VALUE. ECONOMIC GROWTH.

[WWW.MIAMIDADE.GOV/WATER](http://WWW.MIAMIDADE.GOV/WATER)



# STORM PREP



Be sure to have a disaster kit with emergency supplies such as flashlights, batteries, garbage bags and more. Review the Disaster Kit Checklist on pages 28 and 29.

Sign up for emergency alerts at [miamidade.gov/account](https://miamidade.gov/account). Read more about essential needs at [miamidade.gov/hurricane](https://miamidade.gov/hurricane).

## HOME PREPARATION



Take pictures of your home (both interior and exterior) for your homeowner's insurance company.

Protect areas where wind can enter. Windows and doors should be secured with County-approved storm shutters. Another option is to board up windows with 5/8-inch plywood. Tape does NOT prevent windows from breaking.

Protect electronics with surge protectors and waterproof coverings.

Bring in lawn furniture or other outdoor items not tied down that could become airborne.

Withdraw cash from the bank and get fuel for your vehicle, generator and other gas-powered tools.

## CONSTRUCTION SITES



In the event of a tropical storm warning or hurricane watch, licensed contractors are obligated to secure their work sites. Potentially hazardous objects must be fastened down or removed.

## TOURISTS



Listen to announcements from your hotel, cruise line or airline. Be sure to follow any orders issued by local officials, such as evacuation and sheltering.

Upon activation of the Miami-Dade County Emergency Operations Center, all key service update information will be posted on [miamidade.gov](https://miamidade.gov).

You can also call the 311 Contact Center and follow Miami-Dade County on social media channels for updated information. For a list of additional important phone numbers, websites and social media channels, turn to page 27.





## TREE PRUNING

Do not begin any pruning or cleanup activities or place trash on the curb during a tropical storm or hurricane watch or warning.



Properly pruning trees and shrubs **BEFORE** hurricane season can reduce the debris generated during a storm. Proper tree pruning also increases the likelihood that a tree can weather a storm.

Make sure to consult or hire a certified and licensed arborist prior to pruning trees.

## WATER



Fill aluminum or plastic containers with potable water once a hurricane warning is announced. Plan for at least one gallon per person, per day for three to seven days. In addition, keep other containers two-thirds full with potable water and place them in your freezer for ice after a storm.

Before filling your water containers, wash them out with soap and water and rinse them well. Next, fill the container with a solution of one tablespoon of unscented household chlorine bleach — the kind used for laundry — per gallon of water. Let it sit for 10 minutes, then pour out the solution and rinse the container.

## GASOLINE STORAGE AND GENERATORS



Store fuel in an approved container, holding five gallons or less, in a cool, dry, ventilated and secure area, away from appliances. Keep it out of the reach of children.

Generators must only be operated outside of inhabited structures in a well-ventilated area away from windows, doors, vents or other openings. They should **NOT** be operated on the balcony of a multi-unit structure.



### TRASH PICKUP

Dispose of household and yard trash before a storm:

- with your twice-weekly garbage collection service
- by scheduling a bulky waste pickup online or calling 311
- by dropping off trash or tree cuttings at one of 13 Neighborhood Trash and Recycling Centers

### 13 NEIGHBORHOOD TRASH AND RECYCLING CENTERS

Open daily from 7 a.m. to 5:30 p.m.

#### North Dade

21500 NW 47 Ave.

#### Norwood

19901 NW 7 Ave.

#### Golden Glades

140 NW 160 St.

#### Palm Springs North

7870 NW 178 St.

#### West Little River

1830 NW 79 St.

#### Snapper Creek

2200 SW 117 Ave.

#### Sunset Kendall

8000 SW 107 Ave.

#### Richmond Heights

14050 Boggs Dr.

#### Chapman Field

13600 SW 60 Ave.

#### Eureka Drive

9401 SW 184 St.

#### West Perrine


16651 SW 107 Ave.

#### South Miami Heights

20800 SW 117 Ct.

#### Moody Drive

12970 SW 268 St.



Secure your trash and recycling carts in a garage, utility shed or covered patio before the storm arrives.

If you must dispose of trash or bulky waste — including tree trimmings — weather conditions will determine whether Neighborhood Trash and Recycling Centers are open. Visit [miamidade.gov](http://miamidade.gov) or call 311 for more information.

If you do not receive waste collection services from Miami-Dade County, contact your city for information about waste removal services before and after a storm.

### GRASS CLIPPINGS

Landscapers and residents should not blow grass clippings onto sidewalks, streets and storm drains, which can lead to street flooding. Instead, they should be bagged or blown back onto the lawn where they can serve as natural mulch.



# TRANSPORTATION



## EVACUATIONS

Evacuation centers should only be considered as a shelter of last resort. Once an evacuation order is given, a list of open evacuation centers will be announced. Details will be posted on [miamidade.gov](http://miamidade.gov) and available by calling 311.



## PUBLIC TRANSIT

Emergency bus pickup sites will provide transportation to and from evacuation centers. Visit the Emergency Evacuations webpage found at [miamidade.gov/hurricane](http://miamidade.gov/hurricane) or call 311.



Metrobus, Metrorail and Metromover services, as well as County transportation facilities, may shut down at sustained 39 mph winds.

## DRIVING ON THE ROAD

Expressway tolls may be lifted to ease traffic flow.



Power outages are common during storms. When traffic signals are malfunctioning, make sure to observe four-way stop conditions at all intersections. Call 311 to report damaged traffic signs, signals or street lights.

## TRAVEL



For seaport and airport passenger information, contact your specific carrier.

## BOATS



If you own a boat, remember to secure it properly. Use double lines at a marina or consider dry-dock storage. Never try to ride out a hurricane in your boat.

All marinas will close when sustained winds reach 39 mph. Biscayne National Park tows all boats to the Everglades and closes at least 24 hours before the landfall of a tropical storm or hurricane.

Once evacuations have started off the barrier islands, Intracoastal Waterway bridges open very infrequently to allow marine traffic to pass until lockdown.

Local law enforcement agencies will issue advisories regarding when bridges will be locked down to marine traffic. Bridges generally go into lockdown at least eight hours before winds of 39 mph are expected.

Sign up for marina alerts at [miamidade.gov/account](http://miamidade.gov/account).



The Waze Connected Citizens Program allows residents to share travel suggestions among drivers using Waze. Download the free Waze mobile application today.





# Shape Your Future

Preparations for the 2020 Census are underway. It's the time every 10 years when the United States population is counted, and it determines critical information tied to federal funding and representation in government.

Census data also helps identify where people live and which Storm Surge Planning Zone they reside in, which results in deciding the location of evacuation centers in the case of an emergency.

Participating in the census is mandatory. In 2020, you will be able to respond to the census online, making it easier than ever to be counted. It's also safe: Information provided by respondents is confidential.

**Make sure you count!**

For more information, visit [miamidade.gov/2020census](https://miamidade.gov/2020census).



#MiamiDadeCounts

Shape  
your future  
START HERE >

United States®  
Census  
2020



# WEATHER ANY STORM WITH THE HELP OF YOUR LIBRARY CARD!

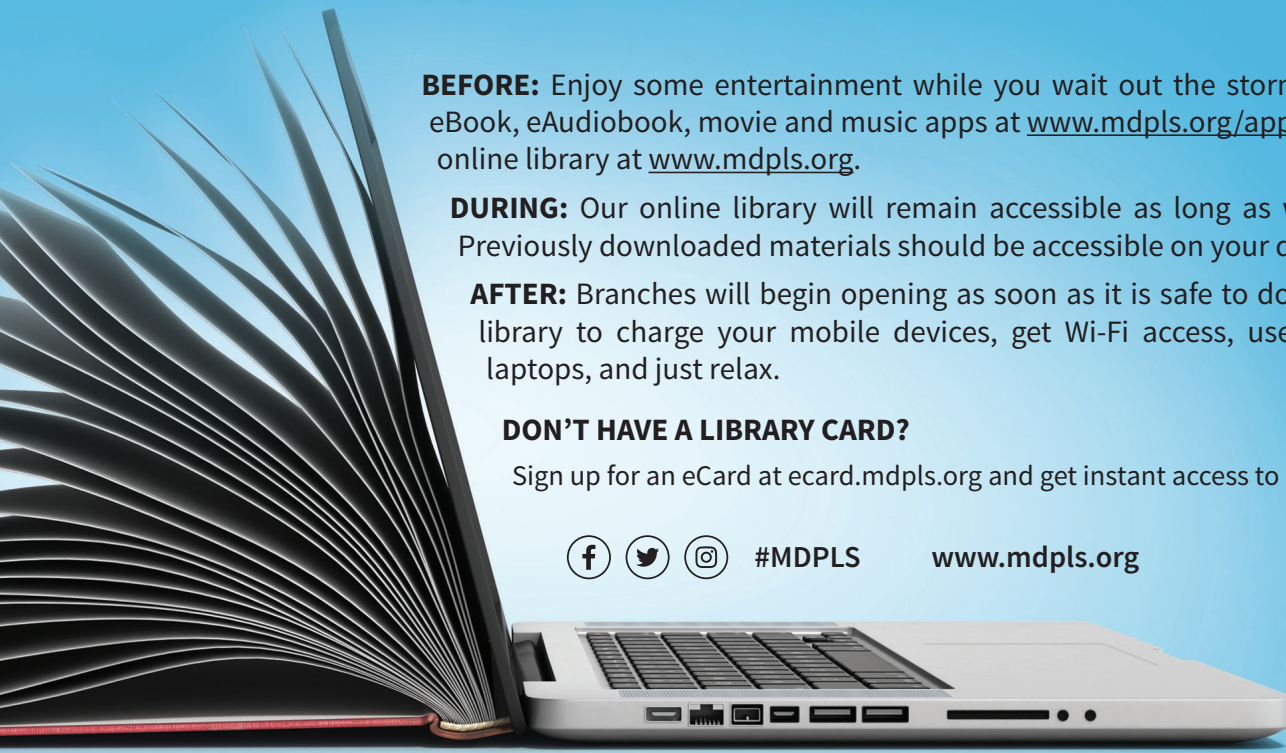
**BEFORE:** Enjoy some entertainment while you wait out the storm. Download our eBook, eAudiobook, movie and music apps at [www.mdpls.org/apps](http://www.mdpls.org/apps) or through our online library at [www.mdpls.org](http://www.mdpls.org).

**DURING:** Our online library will remain accessible as long as weather permits. Previously downloaded materials should be accessible on your devices.

**AFTER:** Branches will begin opening as soon as it is safe to do so. Come to the library to charge your mobile devices, get Wi-Fi access, use computers and laptops, and just relax.

### DON'T HAVE A LIBRARY CARD?

Sign up for an eCard at [ecard.mdpls.org](http://ecard.mdpls.org) and get instant access to our online library!



## DISASTER RESOURCES ON THE GO

The free Emergency Operations Center Activation mobile app has everything you need to be ready for hurricanes and other disasters.

Get easy access to this official Hurricane Readiness Guide that includes a disaster kit shopping list as well as important contact information.

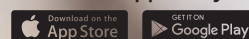
Get updates on evacuation orders, find out what evacuation centers are open or what Storm Surge Planning Zone you're in.

After a disaster, use the app to report damage or get recovery news.

**Prepare. Track. Recover.**



Download app today!



# STORM SURGE PLANNING ZONES

Storm surge is the greatest threat to life and property from a hurricane. It occurs when water from the ocean is pushed on shore by the force of tropical storms or hurricanes.



A Storm Surge Planning Zone is an area that could be affected by a storm surge of 1 1/2 feet or higher during a hurricane. Evacuation decisions are heavily predicated on storm surge planning.

Five zones, marked A through E, identify the risk of storm surge. Zone A is at greatest risk for Category 1 storms and higher. These planning zones deal strictly with storm surge, not your flood zone.

Upon identification of a threat, each zone (or portions of a zone) will be evacuated depending on the hurricane's track and projected storm surge, independent of the hurricane's category.

Storm Surge Planning Zones are drawn using Sea, Lake and Overland Surge from Hurricanes (SLOSH) model grids that incorporate local physical features such as geographic coastal areas, bays, rivers, water depth and bridges. Areas along canals, rivers and further inland have been identified as being at risk for storm surge based on SLOSH data.

All Miami-Dade County residents should know which Storm Surge Planning Zone you live in. To determine your zone, go to [miamidade.gov/hurricane](https://miamidade.gov/hurricane), find the Storm Surge Planning Zone section, then enter your address. You can also download the Ready MDC mobile application or call 311.

## KNOW YOUR ZONE

- **Zone A** is at greatest risk for storm surge for Category 1 and higher storms
- **Zone B** is at risk for storm surge for Category 2 and higher storms
- **Zone C** is at risk for storm surge for Category 3 and higher storms
- **Zone D** is at risk for storm surge for Category 4 and higher storms
- **Zone E** is at risk for storm surge from Category 5 storms



80°10'0"W

80°15'0"W

80°20'0"W

80°25'0"W

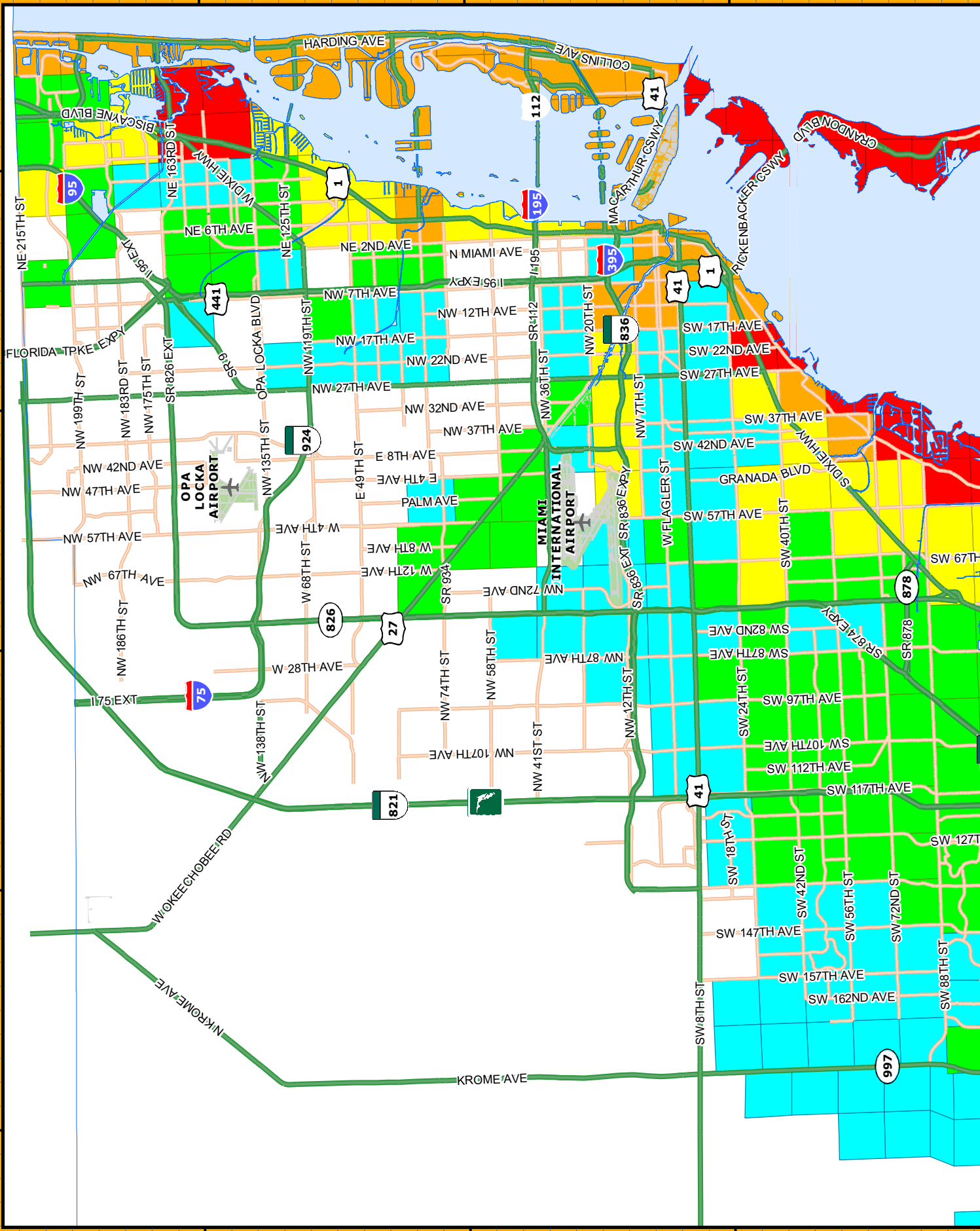
80°30'0"W

25°55'0"N

25°50'0"N






25°45'0"N

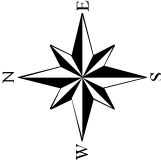
25°40'0"N

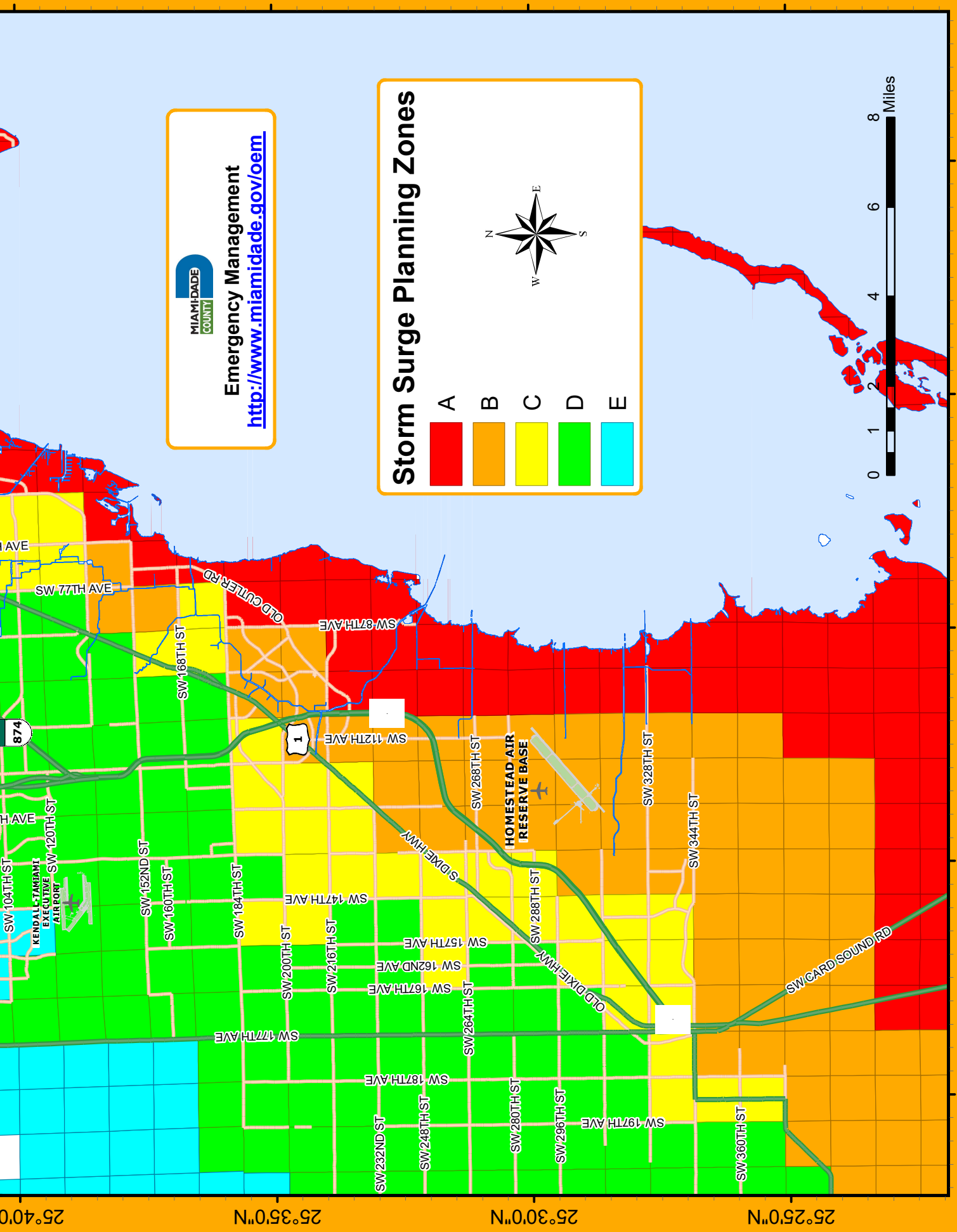
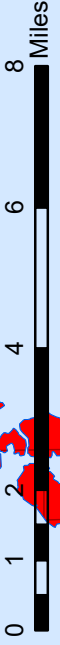



  
**Emergency Management**
  
<http://www.miamidade.gov/oem>

### Storm Surge Planning Zones

	A
	B
	C
	D
	E

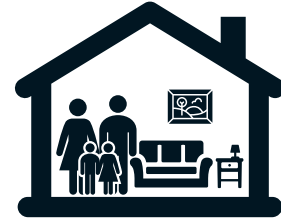





# STAYING SAFE



Monitor **miamidade.gov**, your radio or television for weather updates and instructions from public safety officials.



Stay indoors, preferably in a room with no windows.



Take your emergency kit and disaster supplies with you if you move from room to room or if you evacuate to a shelter.



If flooding threatens your home, turn off electricity at the main breaker.



Use flashlights, not candles or kerosene lamps, as your light source.



Avoid using the phone and do not bathe or shower during the storm.



If you lose power, turn off all major appliances.



Do not go outside during the eye of the storm. The calm is brief before hurricane-force winds return.



Keep children informed about what's happening and watch for signs of stress.



Keep animals in their carriers or crate.



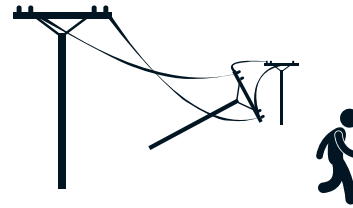
Get in the bathtub and pull a mattress over you to protect yourself from debris if your home begins to come apart.

# POST-STORM SAFETY

Many disaster-related injuries occur in the aftermath of a tropical storm or hurricane. Here are some ways to stay safe.



Remain inside until local authorities say it's safe to go outside.



If you must go outside, beware of fallen objects and downed electrical wires. Report downed power lines to Florida Power & Light.



Inspect your home for damage to assure it's safe to stay there, and check for gas leaks.




Contact your insurance agent. Take pictures of damage and keep good records of repair and cleanup costs.



Stay out of areas with extensive storm damage.



Don't open manhole covers to drain flooded roadways. This could overburden the sewer system and cause overflows.



If you live in an area where residential and commercial uses are co-located (such as plant nurseries), keep residential and commercial debris in separate piles.





Obey all curfew and emergency orders.



Place debris piles on the right-of-way, away from fences, mailboxes, storm drains, manholes and low-hanging wires. Don't place debris on vacant lots, farmland or in front of commercial properties.



If your property isn't near a public right-of-way, or if you live in a gated community, do not move debris to the nearest right-of-way until instructed by government officials.



Do not operate charcoal grills, propane camping stoves or generators indoors.



Discard any refrigerated food you suspect is spoiled.



When clearing storm debris, use a broom instead of a hose to conserve water. Sweep and bag debris so it doesn't clog storm drains and cause sewage overflows.



Report lost or damaged garbage or recycling carts for replacement by calling 311.



Support relief efforts in other affected areas. Monetary donations to voluntary organizations is the primary way to help.



Be patient and careful. Cleanup after a storm can take time.



# WHAT TO WATCH FOR



## FLOODWATERS

Do not drive or walk through standing water. It may be much deeper than you realize and there may be hidden hazards.

Following a storm, if flooding is affecting the interior of your property, report it by calling 311. If you have broken or leaking pipes, call the Water and Sewer Department at 305-274-9272.

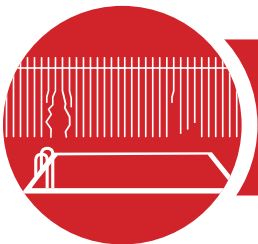


## PRICE GOUGING

If a state of emergency is declared by the Governor of Florida or the Miami-Dade County Mayor, price gouging regulations come into effect.

Price gouging is considered an “unconscionable price,” determined by comparing the price asked during an emergency with what was charged for the same commodity during the preceding 30-day period. To report price gouging, call the Florida Office of the Attorney General at 1-866-966-7226.

## SWIMMING POOL BARRIERS



After a hurricane, if your swimming pool barrier has fallen or is damaged, you must repair or replace it as a priority. A swimming pool poses a life safety threat even if it is empty.

Until you can replace or repair your pool barrier, a temporary contractor safety mesh may be erected. You can buy temporary mesh at local home improvement stores.

Also, if your swimming pool is not functioning normally, add chlorine on a regular basis to avoid excessive growth of algae and mosquito breeding conditions.



## MOSQUITOES

Rainy, wet conditions that often follow a hurricane can result in an increase in mosquitoes. To reduce breeding, empty standing water in children's toys, uncovered boats and watercraft that are not draining water, as well as from trash cans and lids.

Remember the following to avoid mosquito bites:



- Repair screening on windows, doors, porches and patios



- Avoid being outdoors at dusk and dawn when mosquitoes are more likely to bite

- Dress in light, long and loose clothing that covers the skin



- Use insect repellents containing the EPA-recommended ingredient DEET



Learn more at [miamidade.gov/mosquito](https://miamidade.gov/mosquito).

## BOIL WATER ORDERS



In the unlikely event that a precautionary boil water order is initiated after a storm, the Florida Department of Health in Miami-Dade County advises that water used to drink, cook with, brush teeth, make ice or wash dishes is boiled prior to use. The water should be brought to a full rolling boil for at least one minute.

There is no issue with using the water to shower, providing you do not have open wounds. In the event you cannot boil the water, use regular, household, unscented chlorine bleach to disinfect the water. Use eight drops of bleach per gallon of water, stir and let stand for 30 minutes.

If the water appears cloudy, repeat the process and it is now ready to be used. Another option is to use water disinfectant tablets, which can be found where sporting or camping supplies are sold.

If you don't receive your water from Miami-Dade County, monitor the status of your drinking water from your municipal utility provider.

# From storm Preparation to Recovery

There are many opportunities to offer assistance to our fellow neighbors.

If you know of someone with limited mobility and medical issues, help them sign up for the Emergency & Evacuation Assistance Program (EEAP) to ensure they receive assistance.

Miami-Dade County offers free training in basic disaster response skills. Learn fire safety, light search and rescue, team organization and disaster medical operations. For more information on Community Emergency Response Team (CERT) programs, email [cert@miamidade.gov](mailto:cert@miamidade.gov).

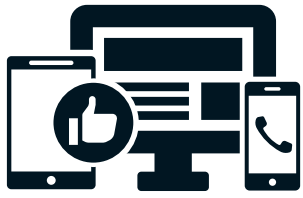
Following a storm, Miami-Dade Parks plays a big role in recovery efforts – among them, clearing tree debris, diagnosing and inspecting the condition of trees, and opening community centers and pools for residents seeking relief.

If you want to help Parks in the post-hurricane debris cleanup efforts, sign up to volunteer and join in clearing the way. For more information, visit [miamidade.gov/parks](http://miamidade.gov/parks) after a storm.

**Come together and help fellow Miami-Dade County residents stay safe before, during and after a storm.**

**Sign up for volunteer opportunities by registering at [miamidade.gov/account](http://miamidade.gov/account).**





# PHONE NUMBERS, WEBSITES AND SOCIAL MEDIA

## EMERGENCIES

911

## POLICE NON-EMERGENCIES

305-4-POLICE (476-5423)

## MIAMI-DADE COUNTY

311 or 305-468-5900

TTY: 711

[miamidade.gov](http://miamidade.gov)

[@MiamiDadeCounty](https://twitter.com/MiamiDadeCounty)

[@MiamiDade311](https://twitter.com/MiamiDade311)

Hurricane Guide:

[miamidade.gov/hurricane](http://miamidade.gov/hurricane)

## MIAMI-DADE COUNTY OFFICE OF EMERGENCY MANAGEMENT

[miamidade.gov/oem](http://miamidade.gov/oem)

[@MiamiDadeEM](https://twitter.com/MiamiDadeEM)

## MIAMI-DADE FIRE RESCUE

[miamidade.gov/fire](http://miamidade.gov/fire)

[@MiamiDadeFire](https://twitter.com/MiamiDadeFire)

## MIAMI-DADE POLICE DEPARTMENT

[miamidade.gov/police](http://miamidade.gov/police)

[@MiamiDadePD](https://twitter.com/MiamiDadePD)

[@MDPDenEspanol](https://twitter.com/MDPDenEspanol)

## READY SOUTH FLORIDA

[www.readysouthflorida.org](http://www.readysouthflorida.org)

## NATIONAL HURRICANE CENTER

[www.nhc.noaa.gov](http://www.nhc.noaa.gov)

[@NWSNHC](https://twitter.com/NWSNHC)

## NATIONAL WEATHER SERVICE - MIAMI

[www.weather.gov/mfl/](http://www.weather.gov/mfl/)

[@NWSMiami](https://twitter.com/NWSMiami)

## FLORIDA POWER & LIGHT

1-800-4-OUTAGE (468-8243)

TTY: 711

[www.fpl.com](http://www.fpl.com)

[@insideFPL](https://twitter.com/insideFPL)

## FEDERAL EMERGENCY MANAGEMENT AGENCY (FEMA)

1-800-621-FEMA (3362)

TTY: 1-800-462-7585

[www.fema.gov](http://www.fema.gov)

[@fema](https://twitter.com/fema)

## AMERICAN RED CROSS - SOUTH FLORIDA

305-644-1200

[www.redcross.org/local/florida/south-florida](http://www.redcross.org/local/florida/south-florida)

[@SFLRedCross](https://twitter.com/SFLRedCross)

## FAMILY SOCIAL SERVICES

211

TTY: 305-644-9449

## POISON CONTROL HELP LINE

1-800-222-1222

## MIAMI-DADE COUNTY PUBLIC SCHOOLS

305-995-1000

[www.dadeschools.net](http://www.dadeschools.net)

[@MDCPS](https://twitter.com/MDCPS)

## TRAFFIC INFORMATION

511

[FL511.com](http://FL511.com)

## PRICE GOUGING COMPLAINTS FLORIDA OFFICE OF THE ATTORNEY GENERAL

1-866-966-7226

## U.S. DEPARTMENT OF HOMELAND SECURITY

[www.ready.gov](http://www.ready.gov)

# DISASTER KIT CHECKLIST

Before hurricane season, gather the supplies you might need in an evacuation and store them in an easy-to-carry waterproof container such as a backpack or duffle bag.



- At least one gallon of water per person for three to seven days



- First-aid kit



- Non-perishable snacks and packaged or canned food for at least three to seven days



- Fully-charged mobile phone with charger



- Manual can opener



- Quiet games, toys or reading materials



- Change of clothing, rain gear and sturdy shoes



- Eyeglasses, contact lenses, hearing aid batteries



- Bedding for a small space



- Pet care items, including food



- Prescription medications



- Flashlight, battery-powered radio and batteries



- Personal hygiene items



- Extra set of car keys



- Special items and food for infants, elderly or disabled family members



- Cash



- Garbage bags

## IMPORTANT DOCUMENTATION

- List of family members, friends or neighbors and their contact information
- Phone list of family physicians
- Important documents in a waterproof container or bag:
  - Insurance policies (auto, home, life, etc.)
  - Medical records
  - Medical device information (style and serial number)
  - Bank account numbers
  - Social Security card
  - Current utility bill to prove residency should your area be secured due to damage

### NOTES:

---

---

---

---

---

---

---

---

---

---

## IF YOU MUST EVACUATE YOUR HOME

- Take important valuables
- Turn off all utilities (water, electricity, gas) at the main switch
- Lock windows and doors
- Advise family and friends where you are going

### NOTES:

---

---

---

---

---

---

---

---

---

---

This is a basic list of emergency items. Don't forget to bring any specific medical supplies for you, your family or pets.



If you are going to an evacuation center, you may only have a space that measures 5 feet by 4 feet, so pack light. In addition to this Disaster Kit Checklist, turn to page 6 to read about evacuation centers.

# INFORMACIÓN EN ESPAÑOL

## PREPÁRESE PARA LA TEMPORADA DE HURACANES.

Asegúrese de tener un kit de emergencia y retirar los recortes de la poda de árboles antes de una advertencia de tormenta. Llame al 311 o visite [miamidade.gov/hurricane](http://miamidade.gov/hurricane) para obtener más información.

## PROGRAMA DE ASISTENCIA PARA EVACUACIONES DE EMERGENCIA

El Programa de Asistencia para Evacuación en Caso de Emergencias (EEAP, por sus siglas en inglés) fue creado para los residentes del Condado de Miami-Dade que necesitan ayuda para transportarse o que no pueden evacuarse por sí mismos. Las personas que necesiten asistencia de evacuación deben registrarse antes de la temporada de huracanes. Descargue la aplicación y verifique si reúne los requisitos en [miamidade.gov/hurricane](http://miamidade.gov/hurricane) o llame al 311.

## DURANTE UNA ADVERTENCIA O AMENAZA DE HURACÁN

No podes los árboles, no realice actividades de limpieza ni coloque la basura junto a la acera. Los Centros de Basura y Reciclaje aceptarán basura mientras las condiciones del tiempo lo permitan. Los centros brindan servicio a los usuarios que residen en áreas no incorporadas y en los siguientes municipios: Aventura, Cutler Bay, Doral, Miami Gardens, Miami Lakes, Opa-locka, Palmetto Bay, Pinecrest y Sunny Isles Beach. Llame al 311 para obtener las direcciones y horarios de los centros (o vea la página 13 de esta guía). Los servicios de basura y reciclaje se suspenden durante una advertencia de huracán, así que guarde los carros de basura y de reciclaje en su casa. Siga las noticias en la radio o la televisión y manténgase dentro de la vivienda.

## SU LISTA PARA EL CONTENIDO DEL KIT DE EMERGENCIA

Usted debe reunir los suministros que podría necesitar en una evacuación. Póngalos en un contenedor que sea fácil de transportar, como una mochila o bolso grande. Use la siguiente lista como guía para garantizar que ha incluido todo lo que necesita. Utilice los espacios en blanco para agregar a la lista algunos artículos que podría necesitar.

- Al menos un galón de agua por persona por día para tres a siete días\*
- En el caso de las mascotas, tenga disponible 1 1/2 galones de agua por cada animal para más de tres días
- Alimentos envasados o enlatados no perecederos para tres a siete días, como mínimo
- Abridor manual de latas
- Una muda de ropas, impermeable para la lluvia y zapatos resistentes
- Mantas y frazadas
- Botiquín de primeros auxilios y medicamentos con prescripción médica
- Un par adicional de espejos
- Radio de baterías, interna y suficientes baterías adicionales
- Dinero en efectivo
- Teléfono celular con carga suficiente y cargador
- Juego de llaves adicional para el auto
- Lista telefónica de doctores de la familia
- Lista de miembros de la familia, amigos y vecinos y su información de contacto
- Información sobre dispositivos médicos (estilo y número de serie) como marcapasos, etc.
- Artículos y alimentos especiales para niños, personas mayores o miembros discapacitados de la familia
- Factura reciente de una empresa de servicios públicos, para comprobar su lugar de residencia en caso de que el área esté cerrada al público debido a los daños
- Artículos de higiene personal
- Bolsas de basura
- Juegos de mesa, juguetes y material de lectura
- \_\_\_\_\_
- \_\_\_\_\_
- \_\_\_\_\_

\*Recuerde rotar las botellas según su antigüedad y reemplazarlas antes de la fecha de vencimiento. En la página web [www.ready.gov/es/haga-un-plan](http://www.ready.gov/es/haga-un-plan) encontrará una lista de suministros para desastres.

## DESPUÉS DE UN HURACÁN

- Siga las noticias en los medios de comunicación locales, llame al 311 o visite [miamidade.gov](http://miamidade.gov) para obtener información acerca de los servicios de recogida de basura o escombros esparcidos por los vientos del huracán.
- Permanezca dentro de la vivienda hasta que las autoridades locales anuncien que es seguro salir afuera.
- Lleve las cantidades pequeñas de ramas y otros objetos esparcidos por los vientos del huracán a un Centro de Basura y Reciclaje. Coloque los montones grandes de escombros junto a la acera, pero lejos de cercas, buzones de correo, cañerías de desagüe, cables eléctricos y cables a baja altura. No coloque ramas ni otros objetos en terrenos desocupados ni frente a establecimientos comerciales, viveros o tierras de labranza.
- Reporte los contenedores de basura o reciclaje dañados para que los reemplacen.
- Tenga paciencia y cuidado. Las tareas de limpieza después de una tormenta pueden llevar tiempo.

En esta guía se incluye un colgador para la puerta, que deberá utilizar luego del paso de un huracán. Si **NO** necesita ayuda de emergencia, coloque el lado verde “OK” en su puerta de entrada. En caso de que **SÍ** necesite ayuda de emergencia, llame primero al **911** y luego coloque en la puerta de entrada el lado rojo “HELP”.



# ENFÒMASYON EN KREYOL

## PREPARE NOU POU SEZON SIKLON NAN

Asire ou gen yon kit ijans ak tout debri ak fatra kolekte anvan avètisman siklòn lan. Rele 311 oswa vizite [miamidade.gov/hurricane](http://miamidade.gov/hurricane) pou plis enfòmasyon.

## PWOGRAM ASISTANS POU EVAKYASYON AK IJANS

Pwogram Asistans pou evakyasyon ak Ijans kreye pou rezidan Miami-Dade ki gen bezwen asanmans evakyasyon oswa ki pa kapab evakye tèt yo. Moun ki bezwen asistans evakyasyon dwe anrejistre anvan sezon siklòn an kòmanse. Telechaje aplikasyon an epi verifeye si ou elijib nan [miamidade.gov/hurricane](http://miamidade.gov/hurricane) oswa rele 311.

## PANDAN OBSÈVASYON OSWA AVÈTISMAN SIKLÒN

Pa kòmanse ni netwaye ni plase fatra sou twotwa. Sant Fatra ak Sant Resiklaj katye yo va aksepte fatra, depi kondiyon meteyolojik la pèmèt. Sant yo va rete louvri pou moun ki rete nan zòn ki pa enköpore yo ak nan minisipalite sa yo: Aventura, Cutler Bay, Doral, Miami Gardens, Miami Lakes, Opa-locka, Palmetto Bay, Pinecrest ak Sunny Isles Beach. Rele 311 pou ou jwenn adrès ak orè sant yo (oswa fè yon koudèy nan paj 13 Gid sa a). Sant Sèvis Dechè ak Resiklaj va sispann diran avètisman siklòn yo. Sekirize bin fatra ak resiklaj andedan pwopriyete ou. Swiv nouvèl nan radyo ak televizyon epi rete andedan.

## TCHEKE LIS SA A ANKA IJANS

Ou ta dwe rasanble pwovizyon nesese yo anka yon evakyasyon. Mete yo nan bagay kote yo ap fasil pou transpòte tankou sakado oswa sak lame yo. Itilize lis ki sijere anba la-a pou tcheke atik yo pandan wap rantre yo nan sak yo. Yo kite espas vid sou lis la pou si genyen kèk lòt bagay ou ta renmen ajoute sou li.

- Omwen 1 galon dlo pa jou pou chak moun pou 3-7 jou\*
- Pou zannimo lakay, genyen tou pare yon galon dlo edmi pa animal pou plis pase 3 jou
- Manje ki pap gate oswa manje nan kenn pou omwen 3 a 7 jou
- Zouti pou louvri kenn alamen
- Rad derechanj, ekipman pou lapli ak soulye ki gen repondong
- Dra/kouvèti pou kouche nan ti espas
- Kit premye swen ak medikaman sou preskripsyon yo
- Linèt derechanj
- Flach, radyo ki sèvi ak batri ak tout batri yo
- Lajan kach
- Telefòn selilè ki tou chaje ak chajè
- Kle oto derechanj
- Lis telefòn medsen fanmi yo
- Lis man fanmi, zanmi oswa vwazen ak enfòmasyon kontak
- Enfòmasyon aparèy medikal (estil ak nimewo seri) pesmekè (pacemaker)
- Atik espesyal pou ti bebe yo, grandèt yo oswa manm fanmi enfim yo
- Fakti resan itilite pou pwouve rezidans, zòn ou an ta dwe sekirize akòz domaj
- Atik pou llyèn pèsònèl
- Sak pou mete fatra
- Jwèt ki pa fè bri oswa materyèl pou lekti
- \_\_\_\_\_
- \_\_\_\_\_
- \_\_\_\_\_

\*Sonje pou sekwe boutèy yo ak ranplase yo anvan yo ekspire. Gen yon lis byen detaye pwovizyon nesese anka dezans ki disponib sou [www.ready.gov/ht](http://www.ready.gov/ht).

## APRE YON SIKLÒN

- Tcheke medya lokal yo, rele 311 oswa vizite [miamidade.gov](http://miamidade.gov) pou enfòmasyon sou sèvis ranmasaj fatra ak ranmasaj debri siklòn yo.
- Rete andedan jiskaske otorite yo di li sekirite pou soti deyò
- Pote yon ti kantite debri ak lòt ojè van siklòn lan pote nan yon Sant Fatra ak Sant Resiklaj. Mete ti pil gwo debri sou twotwa a, lwen kloti, bwat lapòs, tiyo drenaj, kab elektrik ak fil kouran ki pandye ba. Pa mete debri ak lòt objè sou teren vid oswa devan biznis, pepinyè yo, ak tè fèmme yo.
- Rapòte bin vèt fatra oswa bin ble resiklaj ki andomaje pou yo ka ranplase yo.
- Pran pasyans. Fè atansyon. Netwayaj apre yon tanpèt pran tan.

Nan gid sa a ou va jwenn yon mesaj pou afiche nan manch pòt kay, ki ta dwe itilize apre yon siklòn. Si ou **PA BEZWEN** asistans ijans, plase sa ki gen koulè vèt la "**OK**" sou pòt devan an. Si ou **BEZWEN** asistans ijans, tanpri rele **911** dabò, answit plase sa ki gen koulè wouj la "**HELP**" sou pòt devan an.



## Mayor and Board of County Commissioners

---



Mayor  
**Carlos A. Gimenez**

**Stephen P. Clark Center**  
111 NW 1st Street  
Miami, FL 33128  
305-375-5071  
mayor@miamidade.gov



District 5  
**Eileen Higgins**

**District Office**  
2100 Coral Way  
Suite 400  
Miami, FL 33145  
305-375-5924  
district5@miamidade.gov



District 10  
**Javier D. Souto**

**District Office**  
9766 Coral Way  
Suite 1  
Miami, FL 33165  
305-222-2116  
district10@miamidade.gov



District 1  
**Barbara J. Jordan**

**District Office**  
2780 NW 167th Street  
Miami Gardens, FL 33054  
305-474-3011  
district1@miamidade.gov



District 6  
**Rebeca Sosa**  
*Vice Chairwoman*

**District Office**  
1000 SW 57th Avenue  
Suite 201  
Miami, FL 33144  
305-267-6377  
district6@miamidade.gov



District 11  
**Joe A. Martinez**

**District Office**  
4081 SW 152nd Avenue  
Unit 21  
Miami, FL 33185  
305-552-1155  
district11@miamidade.gov



District 2  
**Jean Monestime**

**District Office**  
900 NE 125th Street  
Suite 200  
Miami, FL 33161  
305-694-2779  
district2@miamidade.gov



District 7  
**Xavier L. Suarez**

**District Office**  
3750 S. Dixie Highway  
Miami, FL 33133  
305-694-3550  
district7@miamidade.gov



District 12  
**José "Pepe" Díaz**

**District Office**  
8345 NW 12th Street  
Miami, FL 33126  
305-599-1200  
district12@miamidade.gov



District 3  
**Audrey M. Edmonson**  
*Chairwoman*

**District Office**  
Caleb Center  
5400 NW 22nd Avenue  
Suite 701  
Miami, FL 33142  
305-636-2331  
district3@miamidade.gov



District 8  
**Daniella Levine Cava**

**District Office**  
10710 SW 211th Street  
Suite 103  
Miami, FL 33189  
305-378-6677  
district8@miamidade.gov



District 13  
**Esteban L. Bovo, Jr.**

**District Office**  
1490 West 68th Street,  
Suite 101,  
Hialeah, FL 330148  
305-820-8424  
district13@miamidade.gov



District 4  
**Sally A. Heyman**

**District Office**  
1100 NE 163rd Street  
Suite 303  
N. Miami Beach, FL 33162  
305-787-5999  
district4@miamidade.gov



District 9  
**Dennis C. Moss**

**District Office**  
1634 NW 6th Avenue  
Florida City, FL 33034  
305-245-4420  
district9@miamidade.gov



*As a Member you are entitled to these great financial services:*

 Savings & Checking

 Financial Counseling

 Loans

 IRAs

 Online Services

 Credit Cards

 Auto Buying Service

 Mortgages

## ***WHERE BEING A MEMBER HAS ITS BENEFITS***



*Serving Miami-Dade County Since 1939*

***Start enjoying these benefits today. Join the Credit Union!***

**dcfcu.org**

**305-471-5080**



*Preferred Credit Union of the Miami Dolphins*



Persons (and their family members) who either live, work, worship, attend school, operate businesses or other legal entities located in Miami-Dade County are welcome to join our Credit Union. All persons (and their family members) who work in any of our Member Groups may also join. Membership is also open to businesses and other legal entities located in Miami-Dade County, Florida.





**Office of the Mayor**  
Stephen P. Clark Center  
111 NW 1st Street, Suite 2910  
Miami, FL 33128

PPSRT STD  
US Postage  
**PAID**  
Miami, FL  
Permit #1087

**\*\*ECRWSS\*\***  
**RESIDENTIAL CUSTOMER**

**TO REQUEST THIS HURRICANE READINESS GUIDE IN AN ALTERNATIVE FORMAT,  
PLEASE CONTACT THE MIAMI-DADE COUNTY OFFICE OF EMERGENCY MANAGEMENT  
AT 305-468-5400.**



**HELP US  
BY TAKING  
THE 2019  
HURRICANE  
READINESS  
GUIDE READER  
SURVEY.**

Snap a picture to access the survey  
or visit [miamidade.gov/hurricane](http://miamidade.gov/hurricane).

