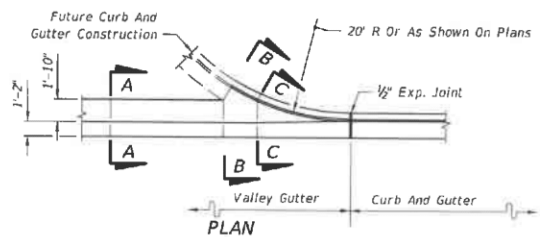
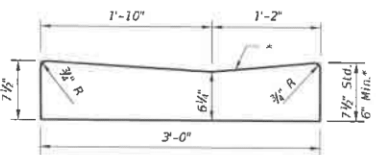


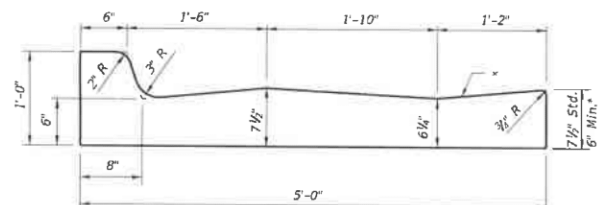
6/28/2012 9:27:21 AM r0660/n C:\Users\jstallanard\Documents\Roadway\002365-3\02300-01.dgn



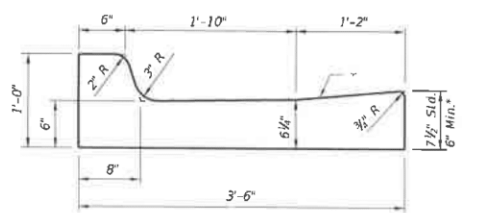
PLAN



SECTION AA



SECTION BB

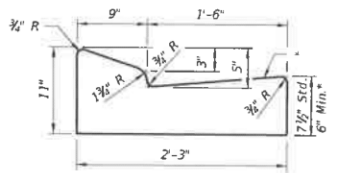


SECTION CC
VALLEY GUTTER

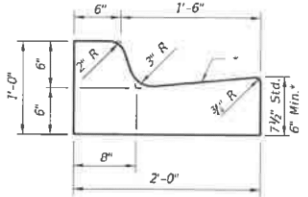
* When used on high side of roadways, the cross slope of the gutter shall match the cross slope of the adjacent pavement. The thickness of the lip shall be 6", unless otherwise shown on plans.

☑ Rotate entire section so that gutter cross slope matches slope of adjacent circulating roadway pavement.

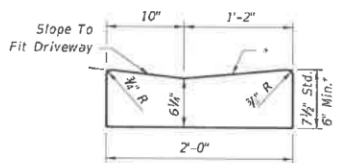
For use adjacent to concrete or flexible pavement. For details depicting usage adjacent to flexible pavement, see Sheet 2. Expansion joint, preformed joint filler and joint seal are required between curb & gutter and concrete pavement only, see Sheet 2.



TYPE E

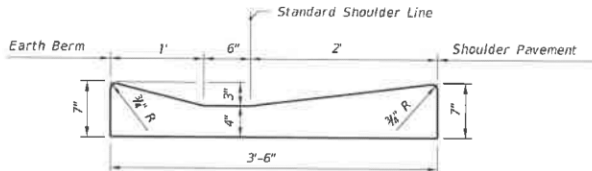


TYPE F

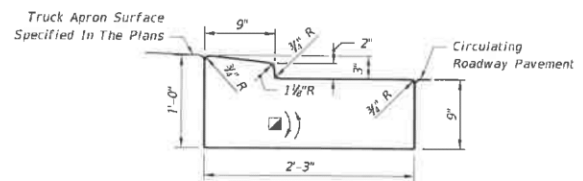


DROP CURB

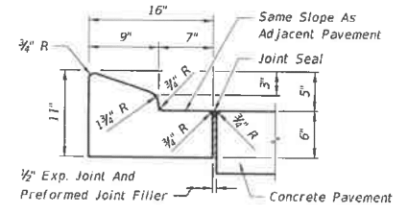
Note: To be paid for as parent curb.



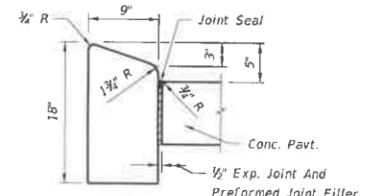
SHOULDER GUTTER



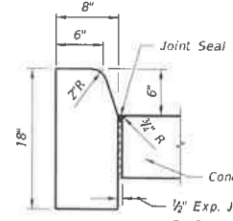
TRAFFIC BEARING SECTION FOR USE IN
ROUNDABOUT CENTRAL ISLAND CONSTRUCTION
TYPE RA



TYPE A



TYPE B



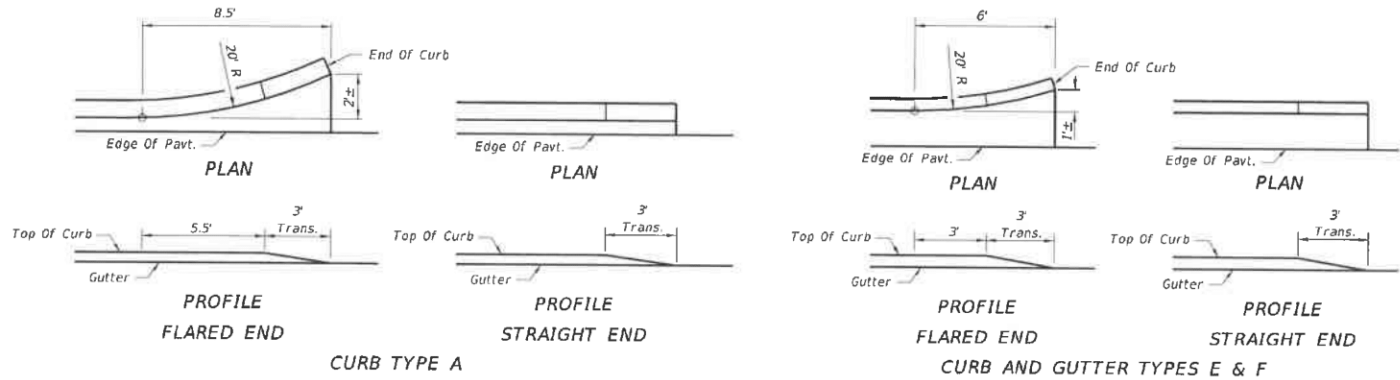
TYPE D

Note: For use adjacent to concrete or flexible pavement, concrete shown. Expansion joint, preformed joint filler and joint seal are required between curbs and concrete pavement only, see Sheet 2.

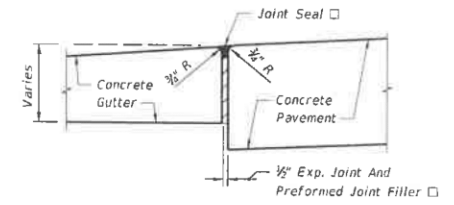
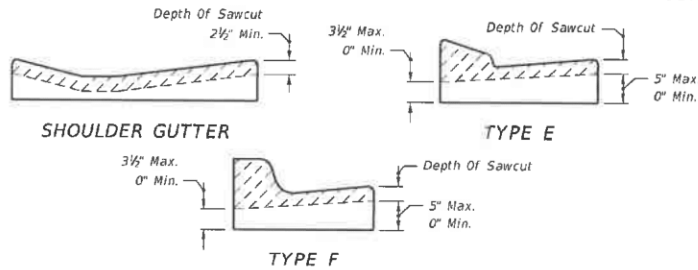
CONCRETE CURB

CONCRETE CURB AND GUTTER

LAST REVISION	DESCRIPTION:	 FDOT DESIGN STANDARDS 2013	CURB & CURB AND GUTTER	INDEX NO.	SHEET NO.
00				300	1

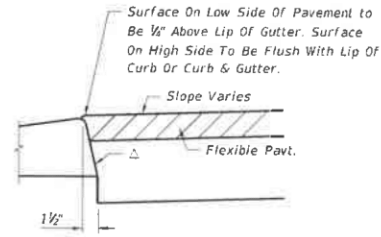


CURB AND GUTTER ENDINGS



□ Applies to both high and low sides of pavement, low side shown.

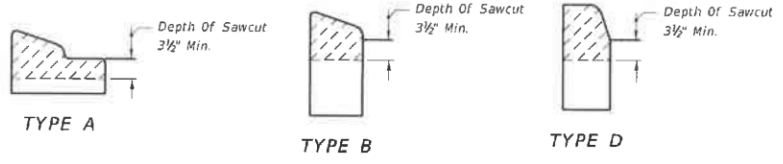
Sawcuts should be avoided within valley gutter and within curb and gutter endings.
CONTRACTION JOINT IN CURB AND GUTTER



△ Applies to both high and low sides of pavement, low side shown.
 Applies to shoulder gutter only where adjoining traffic lanes.

CURB AND GUTTER AND TYPE A CURB ADJACENT TO FLEXIBLE PAVEMENT

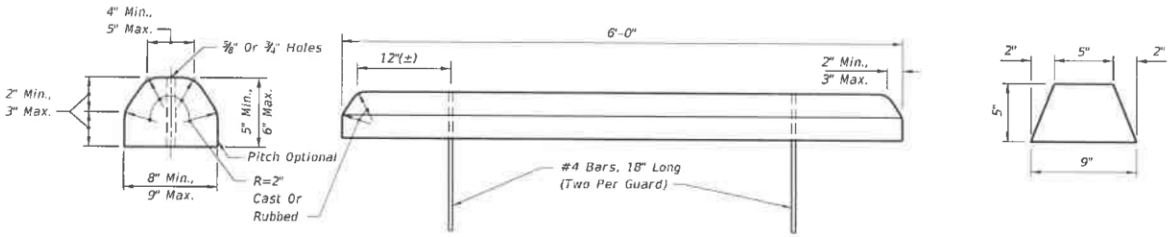
EXPANSION JOINT BETWEEN GUTTER AND CONCRETE PAVEMENT



CONTRACTION JOINT IN CURB

GENERAL NOTES

1. For curb, gutter and curb & gutter provide 1/8" - 1/4" contraction joints at 10' centers (max.). Contraction joints adjacent to concrete pavement on tangents and flat curves are to match the pavement joints, with intermediate joints not to exceed 10' centers. Curb, gutter and curb & gutter expansion joints shall be located in accordance with Section 520 of the Standard Specifications.
2. Ends of Curbs Types B and D shall transition from full to zero heights in 3'.



CONCRETE BUMPER GUARD

ASPHALTIC CONCRETE CURB

6/22/2012 9:21:23 AM r989011 C:\p\projects\131616\131616.dwg\c:\p\standards\001306-1\001306-1.dwg

LAST REVISION 00	DESCRIPTION:		FDOT DESIGN STANDARDS 2013	CURB & CURB AND GUTTER		INDEX NO. 300	SHEET NO. 2