




MEMORANDUM

To: Hector Gomez, Town Manager

From: Randy Stokes, Public Works Director 

Date: September 11, 2023

Subject: Historical Overview of Sewer Fees from 2021 - 2023

The Town has an agreement with the City of Miami Beach that allows for the wholesale of water treatment after it is discharged from the Town’s sewer lift stations. Historically, the yearly cost to operate has increased as a result of rate increases, infiltration and new developments being commissioned. The Town analyzed the expenditures since the last quarter of 2021 and they are presented in **Table A – “Yearly Expenditures.”**


	Jan	Feb	Mar	Apr	May	Jun	Jul	Aug	Sept	Oct	Nov	Dec
2021										\$101,381	\$104,629	\$85,005
2022	\$88,960	\$79,030	\$80,424	\$78,600	\$108,267	\$116,428	\$92,228	\$98,357	\$117,311	\$135,569	\$105,214	\$84,278
2023	\$75,800	\$66,467	\$74,699	\$86,520	\$94,566	\$113,522	\$86,738					


Table A – “Yearly Expenditures”

The historical data show a downward trend in expenditures, which is a positive for the Water and Sewer Fund (utilities). After a preliminary analysis, the following action items can be determined to have caused the impact:

- Smoke testing and enforcement of discharges
- Infiltration reduction due to the Manholes Rehabilitation Project
- More stringent enforcement of dewatering methods

Town staff will continue to monitor the trend.

 / DISTRIBUTION



HG.
9/11/2023